

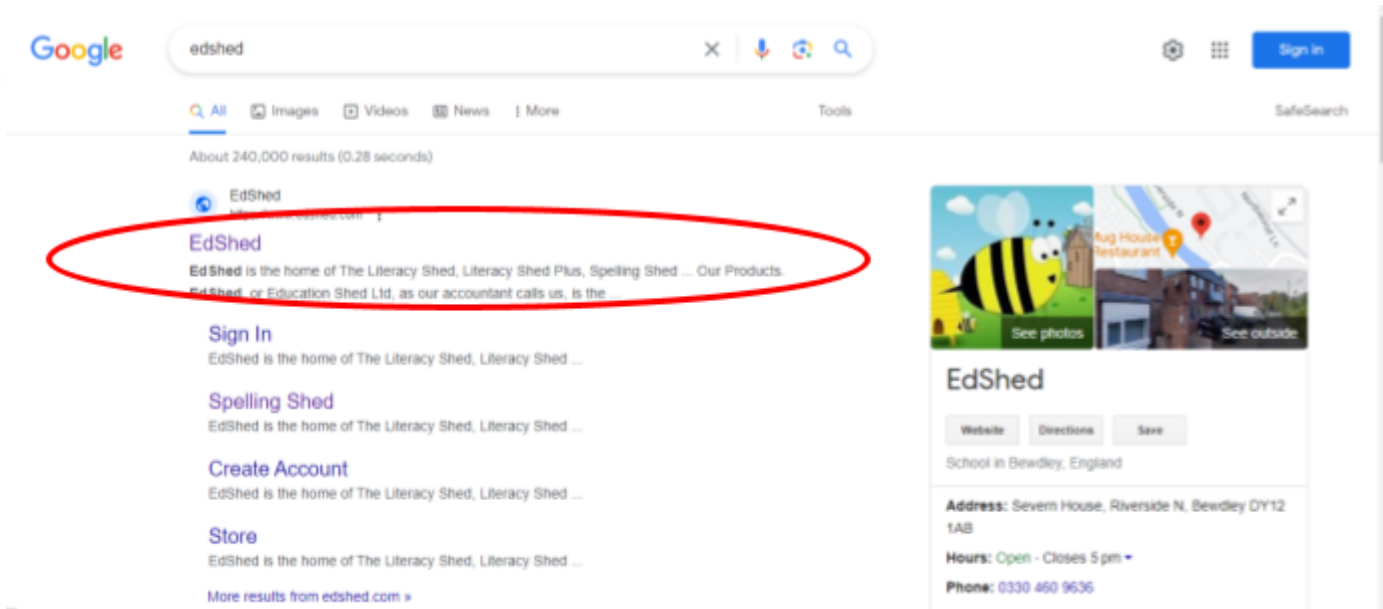
## Spelling Homework

Dear Parents/Carers,

We have changed how we are learning Spellings at Holland Haven school! Your child now has a personalised spelling list on an online learning portal called Spelling Shed. Your child should know their log in details but if not, they are written at the front of the little red homework book. Please can you encourage your child to use Spelling Shed when the homework set is Spellings and Times Tables (every 3 weeks), as well as any extra opportunities you and your child might have time for.

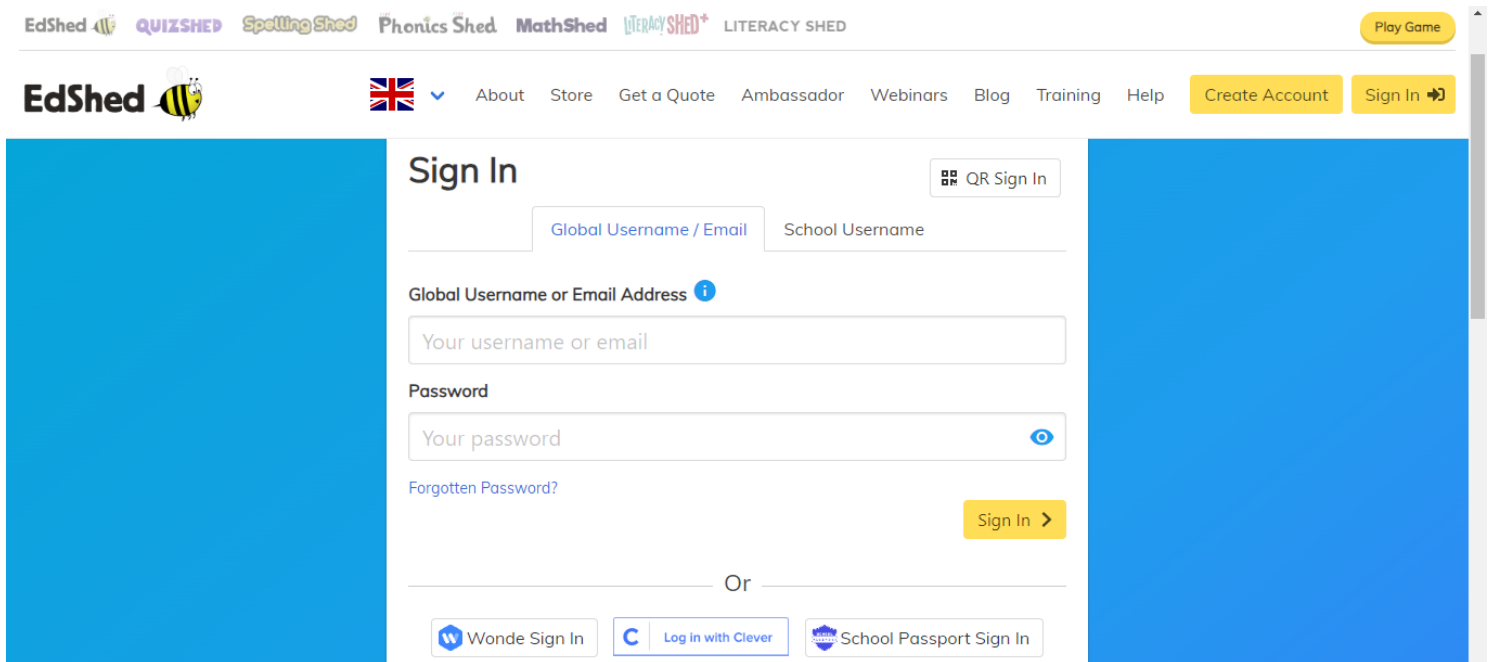
Here's how to access Edshed - the children love playing the games and so it is a great way to learn.

### 1) Search for 'Edshed'



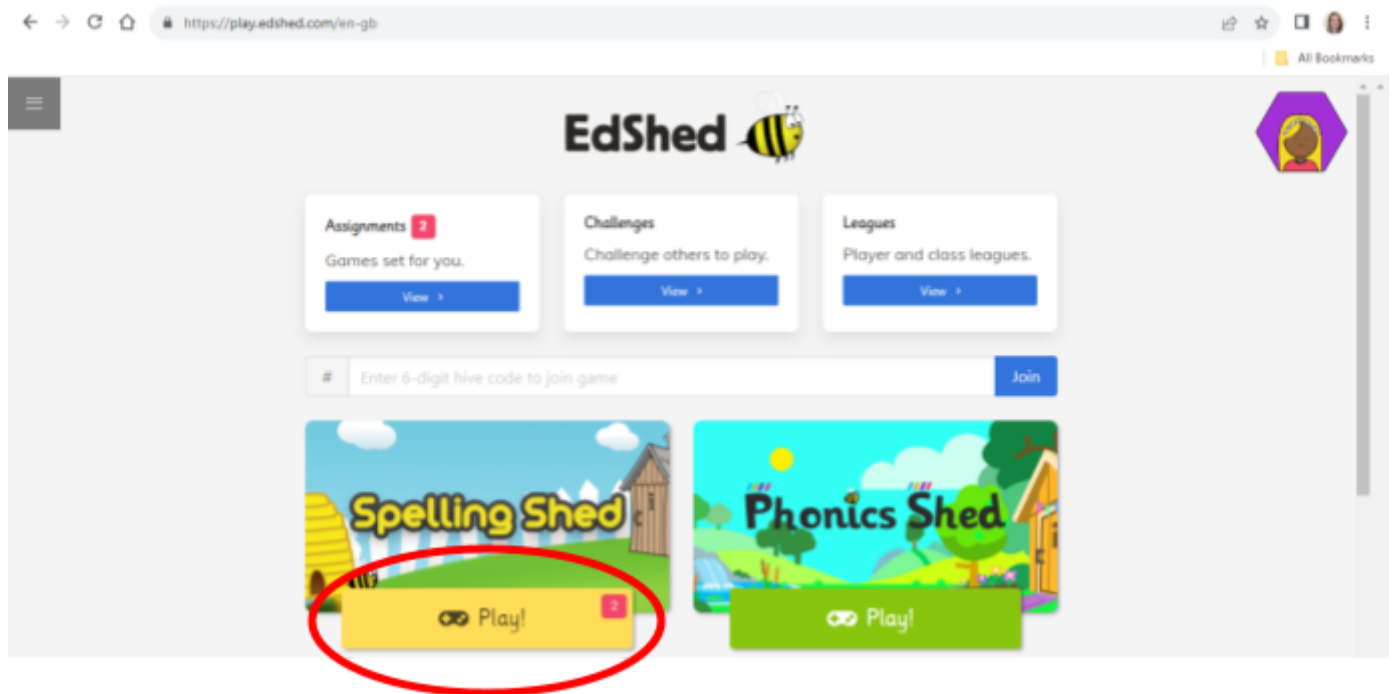
A screenshot of a Google search for 'edshed'. The search bar contains 'edshed' and the results show 'EdShed' as the top result, circled in red. The result includes a description: 'EdShed is the home of The Literacy Shed, Literacy Shed Plus, Spelling Shed ... Our Products. EdShed, or Education Shed Ltd, as our accountant calls us, is the'. Below the description are links for 'Sign In', 'Spelling Shed', 'Create Account', and 'Store'. To the right of the search results is a map showing the location of EdShed in Bewdley, England, with a bee logo and a red location pin. The map includes the address: 'Severn House, Riverside N, Bewdley DY12 1AB' and the phone number: '0330 460 9636'.

### 2) Sign in with your child's log in details. These can be found at the front of their small red homework book.



A screenshot of the EdShed website's sign-in page. The page features a navigation bar with the EdShed logo (a bee) and various menu items: 'EdShed', 'QUIZSHED', 'Spelling Shed', 'Phonics Shed', 'MathShed', 'LITERACY SHED+', and 'LITERACY SHED'. There are also buttons for 'Play Game', 'Create Account', and 'Sign In'. The main content area is titled 'Sign In' and includes a 'QR Sign In' button. Below this, there are two input fields: 'Global Username / Email' and 'School Username'. A dropdown menu is set to 'Global Username or Email Address'. The 'Global Username or Email Address' field contains the placeholder text 'Your username or email'. Below this is the 'Password' field, which contains the placeholder text 'Your password' and a toggle icon. A link for 'Forgotten Password?' is located below the password field. A yellow 'Sign In >' button is positioned at the bottom right of the sign-in form. Below the sign-in form, there is an 'Or' separator and three alternative sign-in options: 'Wonde Sign In', 'Log in with Clever', and 'School Passport Sign In'.

3) Click on the 'Play' button



4) Your child has two lists of words to practise. The first is a list of words which they are learning in class for that week. The second is a personal list made up of the words from your child's home school book that they do not yet know. Please encourage your child to practise both lists. Once your child has learnt the words in their personal list, they will be ticked off in their homework book and 10 new words will be added instead.

